

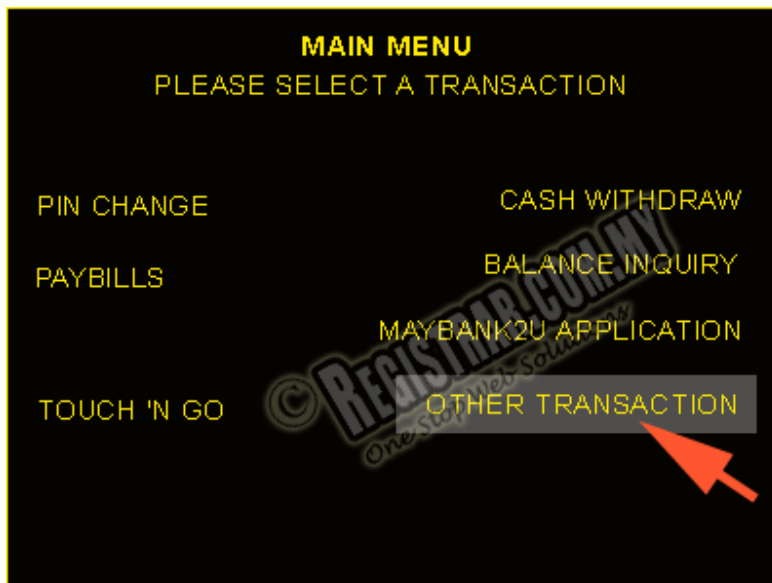
Resource Title: Make Payment
Version: 1.000

How to make payment via Maybank ATM Fund Transfer

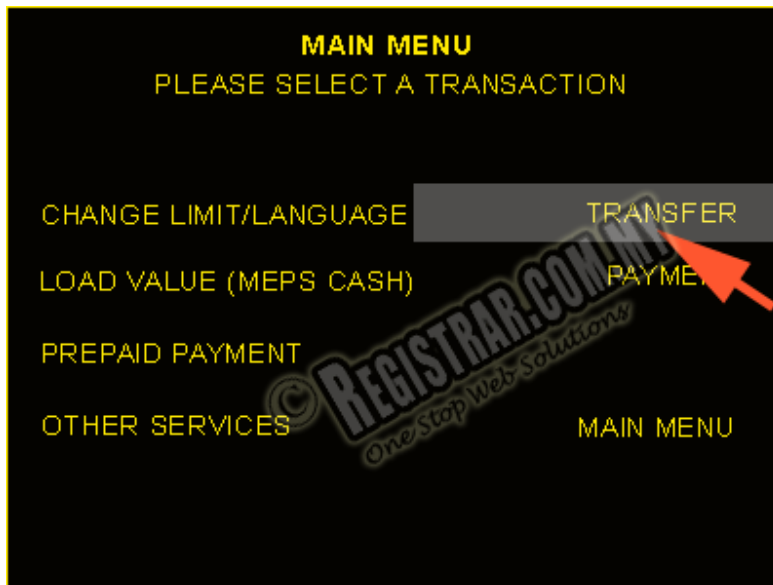
1. This service is available to all Maybank and Mayban Finance Kawanku, Visa and MasterCard cardholders.



2. Insert card and enter your PIN.
3. Select "OTHER TRANSACTION" from "Main Menu" screen.



4. Select "TRANSFER" from "Select A Transaction" screen.

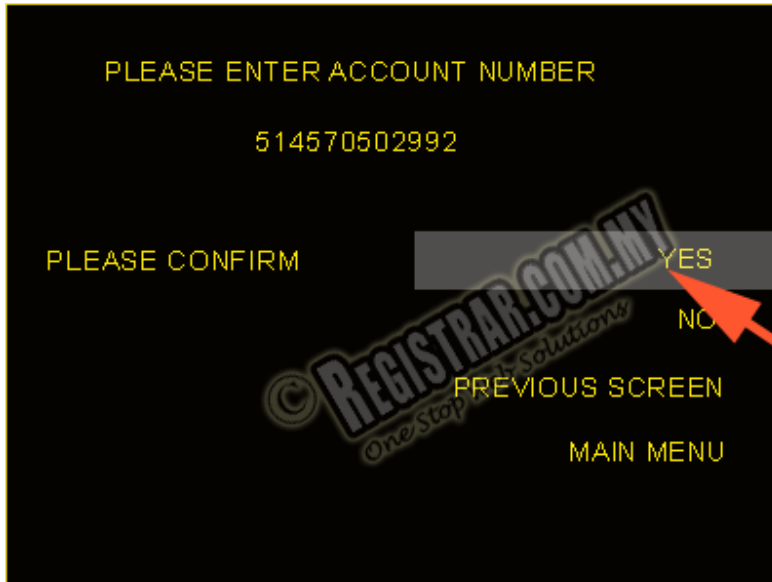


5. Select "THIRD PARTY" from "Select Type of Account" screen.

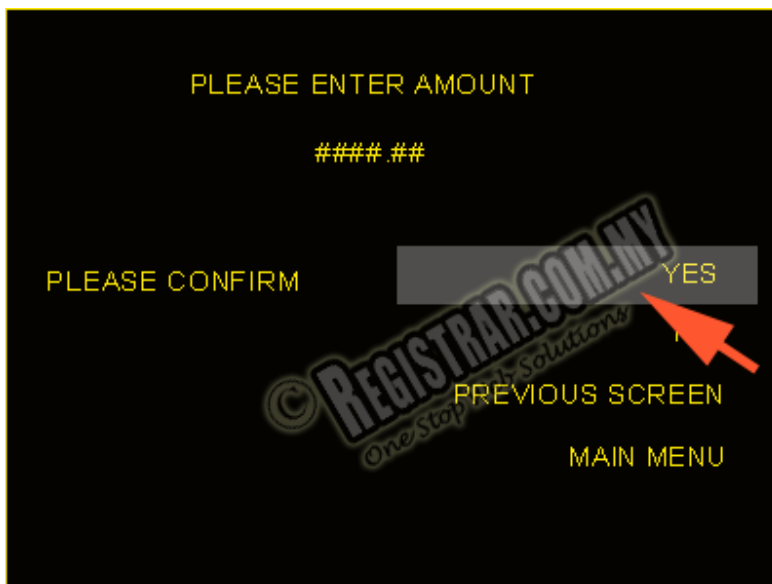


6. Enter our Bank Account information in the "Please Enter Account Number" screen. Select "YES" to confirm.

3rd Party Account : 5145-7050-2992



7. Enter amount of transaction in the "Please Enter Amount" screen. Select "YES" to confirm.



8. Complete the transaction and collect your transaction slip.

9. You should send us this transaction slip to us either by fax (603-21632980, please quote your account and domain name) or e-mail (support@registrar.com.my).